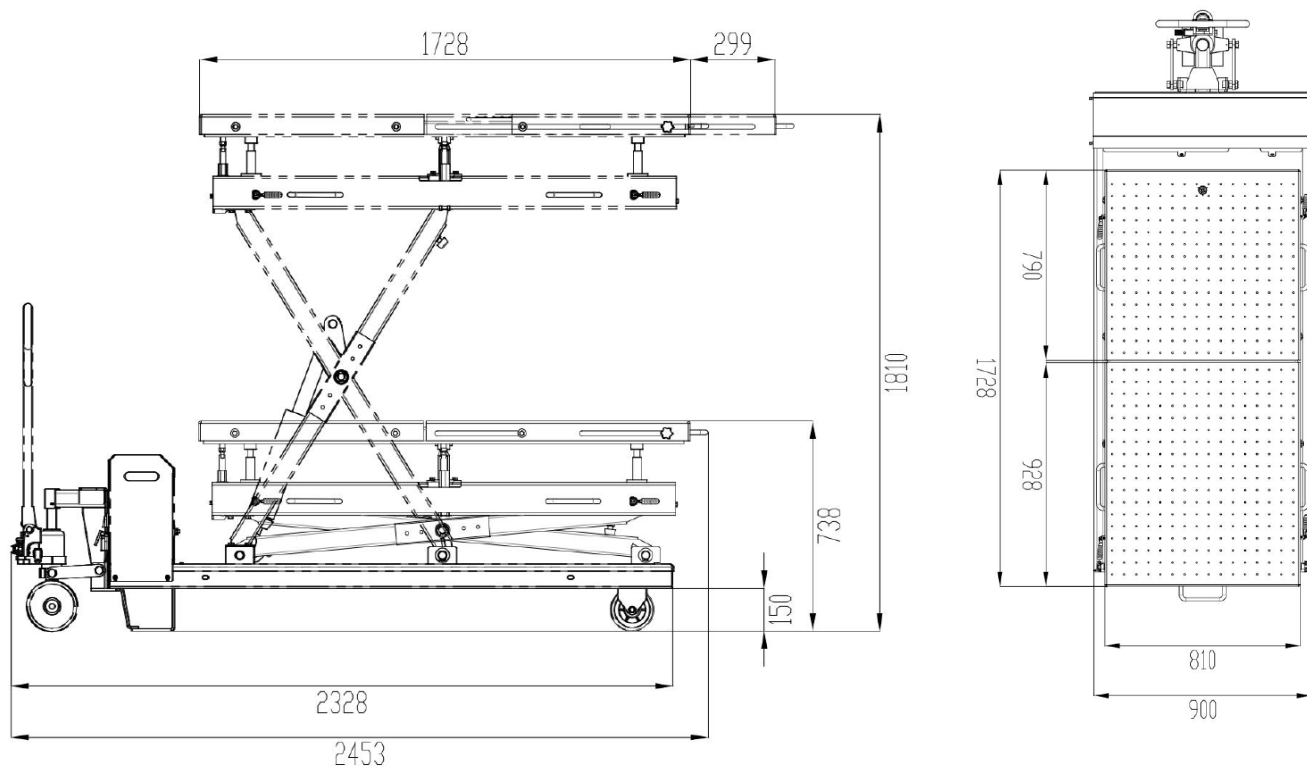


WP1500



CAPACITY:	1500 kg
POWER SUPPLY:	230V/50Hz
MOTOR POWER:	1,5kW
LIFTING HEIGHT:	738-1810 mm
PLATFORMS:	810 x 1728 mm
NOISE LEVEL:	<70 dB (A)
WEIGHT:	400 kg

WP1500 Lift is designed for installing and removing batteries in electric vehicles, as well as engines, gearboxes, fuel tanks, suspensions, and drivetrain components. The device is mobile, operated via a remote control, and features a split platform with adjustable tilt, ensuring convenience, safety, and versatility in various workshop conditions.







MOUNTING SUPPORT A1
4X



MOUNTING SUPPORT A2
4X



BOTTOM PLATE A2
10X



BOTTOM PLATE A1
2X



SCREW
ASSEMBLY A1
2X



SCREW
ASSEMBLY A2
18X



TAPERING
JOINT ASSEMBLY A3
6X



TAPERING
JOINT ASSEMBLY A1
10X



TAPERING
JOINT ASSEMBLY A2
2X



COLUMN ASSEMBLY
SUPPORTING A6
2X



COLUMN ASSEMBLY
SUPPORTING A7
2X



COLUMN ASSEMBLY
SUPPORTING A1
2X



COLUMN ASSEMBLY
SUPPORTING A5
2X



COLUMN ASSEMBLY
SUPPORTING A4
2X



COLUMN ASSEMBLY
SUPPORTING A3
2X



COLUMN ASSEMBLY
SUPPORTING A2
2X